

Market Activity & Trends

SAN DIEGO COUNTY

OCTOBER 2026

Lawyers Title®

OCTOBER 2026

Lawyers Title

SFR & CONDO SALES

LAST 12 MONTHS

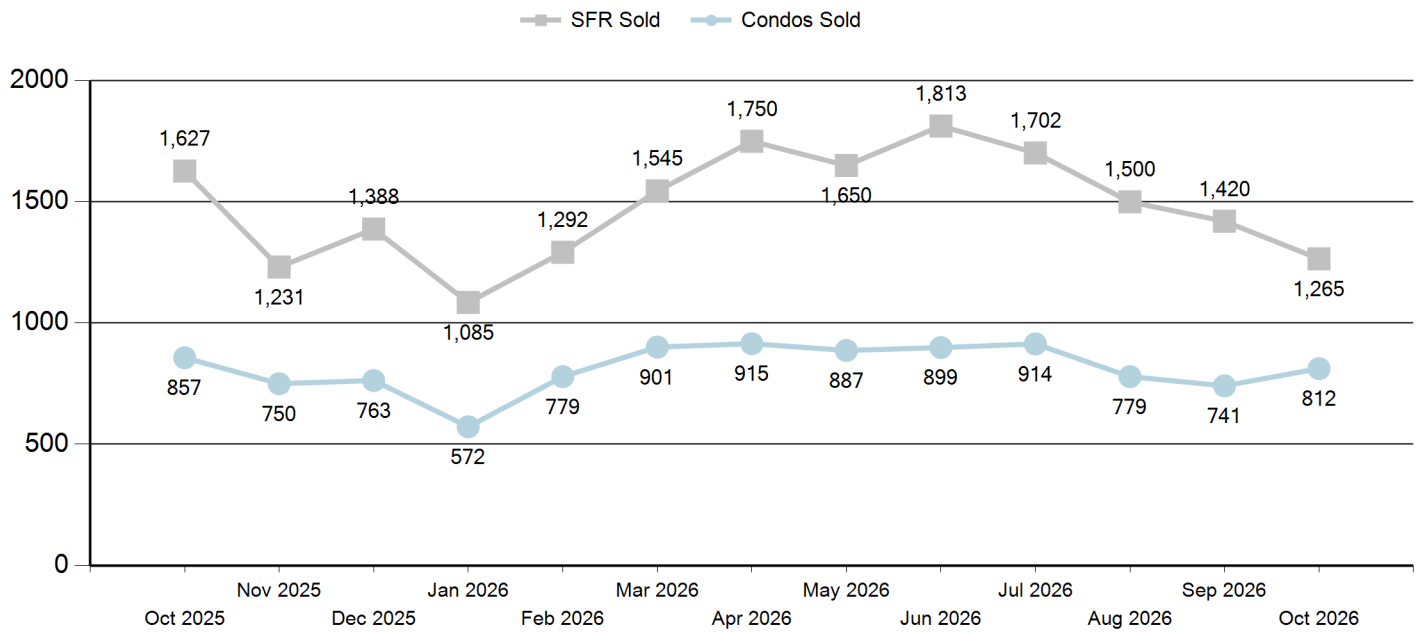

MONTH OVER MONTH TRENDS

SFR % Change

Nov 2025	Dec 2025	Jan 2026	Feb 2026	Mar 2026	Apr 2026
-24.34%	12.75%	-21.83%	19.08%	19.58%	13.27%

May 2026	Jun 2026	Jul 2026	Aug 2026	Sep 2026	Oct 2026
-5.71%	9.88%	-6.12%	-11.87%	-5.33%	-10.92%

Condo % Change

Nov 2025	Dec 2025	Jan 2026	Feb 2026	Mar 2026	Apr 2026
-12.49%	1.73%	-25.03%	36.19%	15.66%	1.55%

May 2026	Jun 2026	Jul 2026	Aug 2026	Sep 2026	Oct 2026
-3.06%	1.35%	1.67%	-14.77%	-4.88%	9.58%

OCTOBER 2026

Lawyers Title

SFR YEAR OVER YEAR

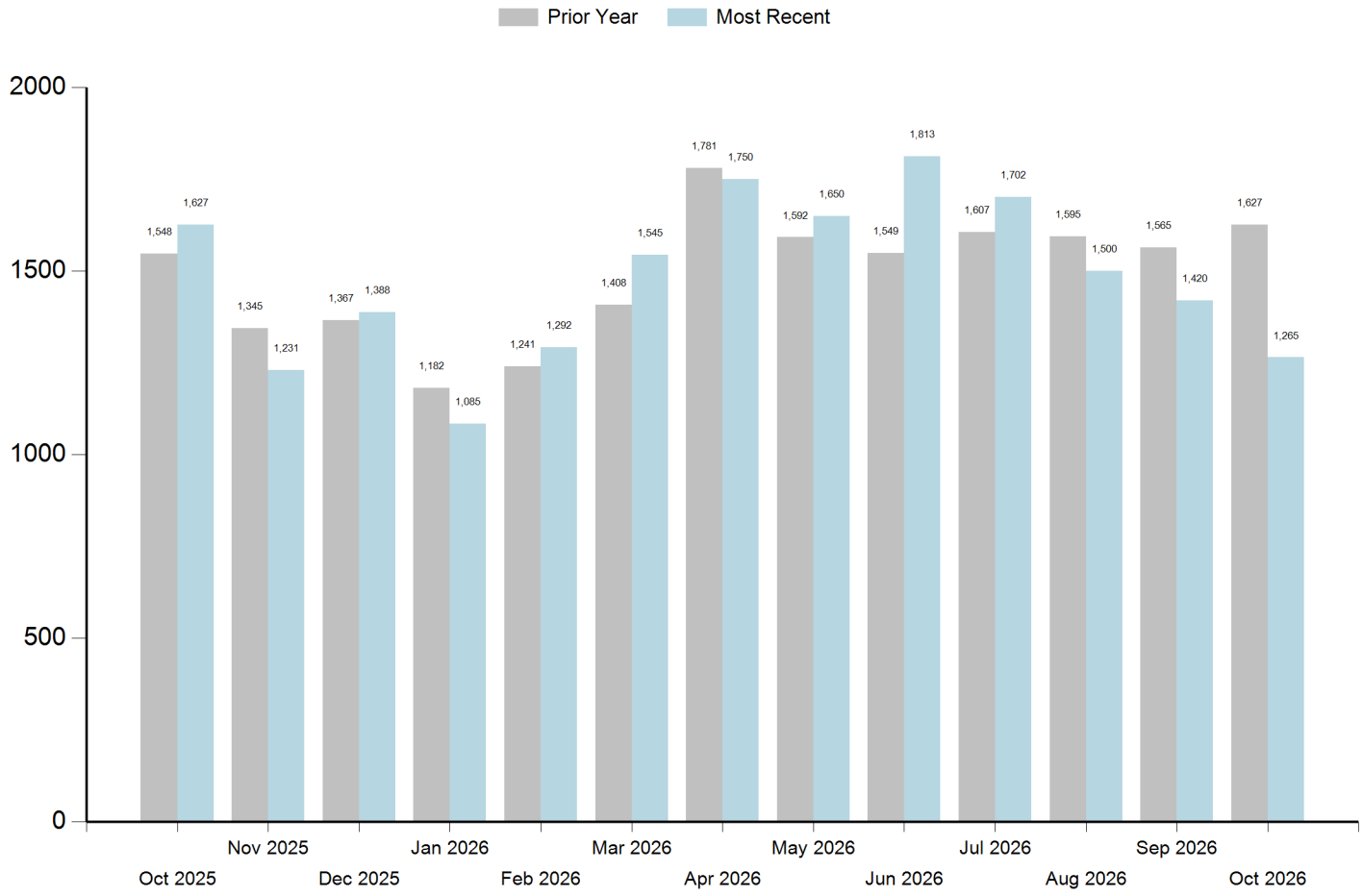

SFR YEAR OVER YEAR TRENDS

SFR % Change

Nov 2025 -8.48%	Dec 2025 1.54%	Jan 2026 -8.21%	Feb 2026 4.11%	Mar 2026 9.73%	Apr 2026 -1.74%
May 2026 3.64%	Jun 2026 17.04%	Jul 2026 5.91%	Aug 2026 -5.96%	Sep 2026 -9.27%	Oct 2026 -22.25%

OCTOBER 2026

Lawyers Title

CONDO YEAR OVER YEAR

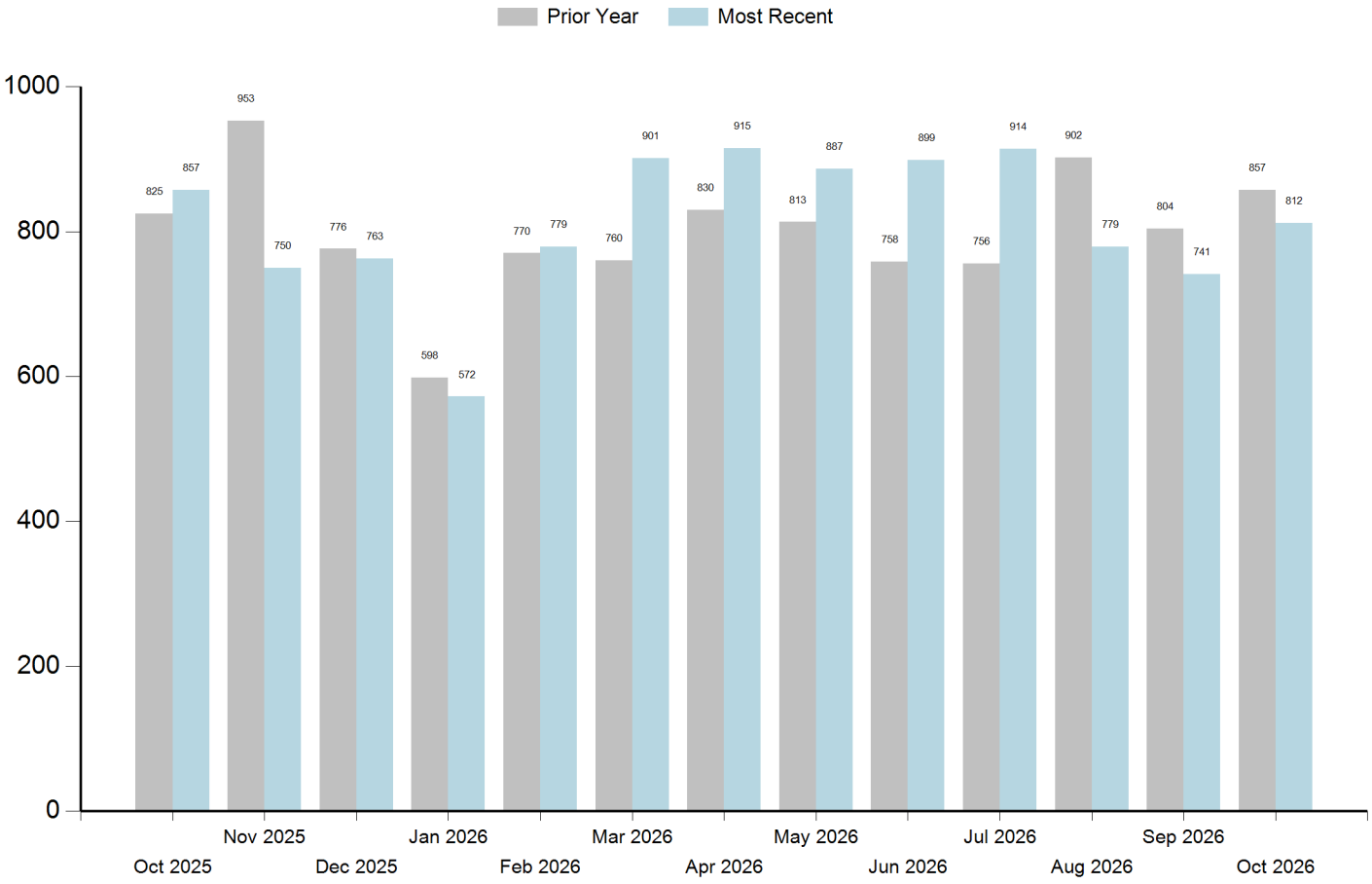

CONDO YEAR OVER YEAR TRENDS

CONDO % Change

Nov 2025 -21.30%	Dec 2025 -1.68%	Jan 2026 -4.35%	Feb 2026 1.17%	Mar 2026 18.55%	Apr 2026 10.24%
9.10% May 2026	Jun 2026 18.60%	Jul 2026 20.90%	Aug 2026 -13.64%	Sep 2026 -7.84%	Oct 2026 -5.25%

OCTOBER 2026

Lawyers Title

SFR & CONDO MEDIAN SALES PRICE

LAST 12 MONTHS

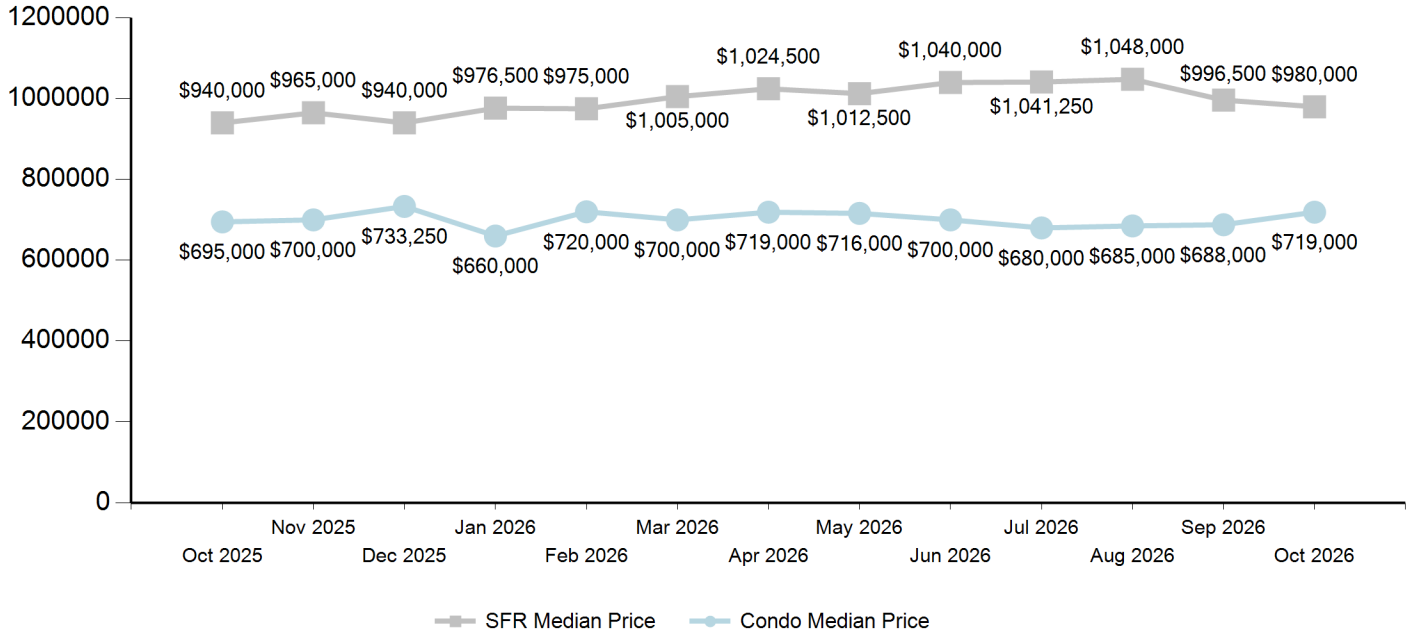

MONTH OVER MONTH TRENDS

SFR % Change

Nov 2025 2.66%	Dec 2025 -2.59%	Jan 2026 3.88%	Feb 2026 -0.15%	Mar 2026 3.08%	Apr 2026 1.94%
May 2026 -1.17%	Jun 2026 2.72%	Jul 2026 0.12%	Aug 2026 0.65%	Sep 2026 -4.91%	Oct 2026 -1.66%

Condo % Change

Nov 2025 0.72%	Dec 2025 4.75%	Jan 2026 -9.99%	Feb 2026 9.09%	Mar 2026 -2.78%	Apr 2026 2.71%
May 2026 -0.42%	Jun 2026 -2.23%	Jul 2026 -2.86%	Aug 2026 0.74%	Sep 2026 0.44%	Oct 2026 4.51%

OCTOBER 2026

Lawyers Title

SALES VALUE RANGES

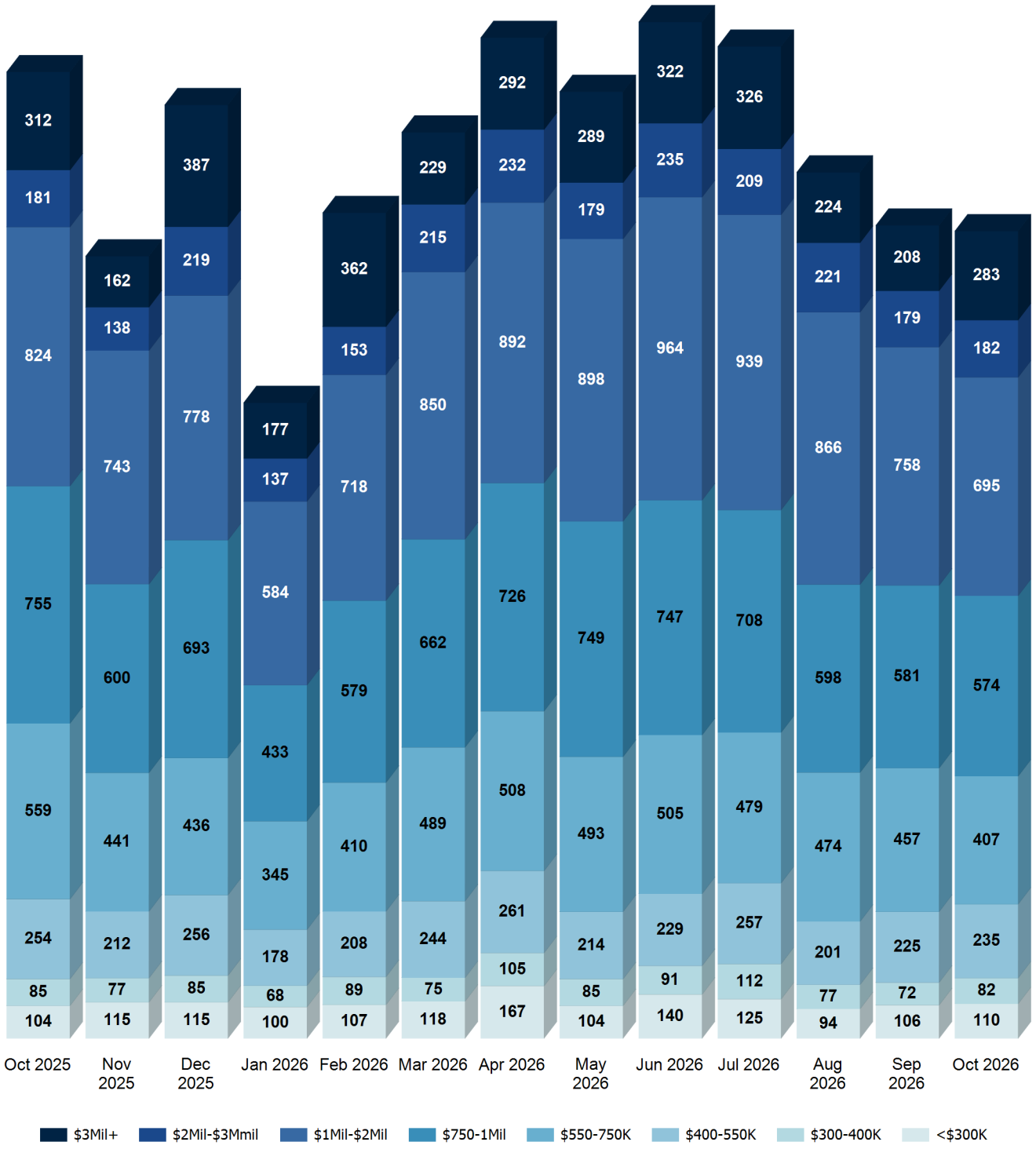

OCTOBER 2026

Lawyers Title

		SFR				Condos		
COMMUNITY NAME	ZIP CODE	SALES	MEDIAN PRICE ($1,000)	PRICE % CHG YOY	MEDIAN $/ Sq. Ft.	SALES	MEDIAN PRICE ($1,000)	PRICE % CHG YOY
ALPINE	91901	20	$1,120	16.86%	$441	2	$413	-5.56%
BONITA	91902	7	$1,200	-16.55%	$554	1	$680	2.86%
BONSALL	92003	2	$1,450	42.55%	$373	1	$500	10.34%
BORREGO SPRINGS	92004	2	$263	-17.65%	$215	0	$0	-50.00%
BOULEVARD	91905	2	$6,800	92.86%	$3,886	0	$0	0.00%
CAMPO	91906	4	$533	-14.52%	$387	0	$0	0.00%
CARDIFF	92007	2	$3,700	-33.33%	$1,161	2	$970	-44.44%
CARDIFF BY THE SEA	92007	0	$0	500.00%	$0	1	$1,170	400.00%
CARLSBAD	92008	8	$1,566	11.32%	$813	17	$1,265	7.74%
CARLSBAD	92009	15	$2,100	-2.44%	$720	16	$820	25.91%
CARLSBAD	92010	11	$1,235	9.55%	$672	6	$858	-2.44%
CARLSBAD	92011	10	$2,084	5.88%	$847	10	$1,274	-9.41%
CARLSBAD TOTAL		44	$1,746	6.08%	$763	49	$1,054	5.45%
CHULA VISTA	91910	25	$890	2.31%	$514	10	$473	26.95%
CHULA VISTA	91911	22	$800	3.40%	$512	41	$727	32.61%
CHULA VISTA	91913	18	$1,006	6.23%	$411	32	$2,307	18.73%
CHULA VISTA	91914	10	$1,170	14.89%	$422	0	$0	-29.73%
CHULA VISTA	91915	4	$1,280	3.85%	$401	8	$683	-7.41%
CHULA VISTA TOTAL		79	$1,029	6.14%	$452	91	$1,047	8.23%
CORONADO	92118	9	$4,100	6.77%	$1,585	6	$1,550	-8.72%
DEL MAR	92014	4	$4,425	31.96%	$1,744	7	$1,150	2.99%
DESCANSO	91916	1	$463	18.75%	$349	0	$0	0.00%
EL CAJON	92019	20	$928	-2.66%	$525	3	$533	7.56%
EL CAJON	92020	17	$900	16.01%	$514	10	$391	10.64%
EL CAJON	92021	24	$763	-13.61%	$503	10	$451	23.96%
EL CAJON TOTAL		61	$864	-0.09%	$514	23	$458	14.05%
ENCINITAS	92024	24	$2,037	3.49%	$1,075	16	$1,075	-20.68%
ESCONDIDO	92025	18	$891	-3.95%	$452	10	$425	-4.10%
ESCONDIDO	92026	28	$810	0.92%	$402	4	$503	6.33%
ESCONDIDO	92027	20	$809	-3.54%	$518	1	$316	-15.00%
ESCONDIDO	92029	14	$1,113	-12.30%	$640	1	$777	140.00%
ESCONDIDO TOTAL		80	$906	-4.72%	$503	16	$505	31.81%
FALLBROOK	92028	47	$950	-4.94%	$423	4	$630	-40.74%

		SFR				Condos		
COMMUNITY NAME	ZIP CODE	SALES	MEDIAN PRICE ($1,000)	PRICE % CHG YOY	MEDIAN $/ Sq. Ft.	SALES	MEDIAN PRICE ($1,000)	PRICE % CHG YOY
IMPERIAL BEACH	91932	8	$770	-9.82%	$628	5	$730	-9.76%
JACUMBA	91934	1	$175	-12.50%	$173	0	$0	0.00%
JAMUL	91935	5	$1,298	-7.14%	$517	0	$0	-100.00%
JULIAN	92036	8	$550	-2.88%	$393	0	$0	0.00%
LA JOLLA	92037	22	$3,225	-1.83%	$1,348	22	$1,567	0.30%
LA MESA	91941	23	$1,000	16.85%	$538	2	$433	-16.67%
LA MESA	91942	19	$850	3.39%	$586	15	$470	14.81%
LA MESA TOTAL		42	$925	10.12%	$562	17	$451	-0.93%
LAKESIDE	92040	29	$800	-14.37%	$503	5	$475	-12.82%
LEMON GROVE	91945	10	$763	-19.25%	$551	3	$450	43.75%
NATIONAL CITY	91950	6	$638	-29.58%	$576	0	$0	0.00%
OCEANSIDE	92054	20	$1,250	15.00%	$879	15	$1,150	6.18%
OCEANSIDE	92056	30	$919	-4.57%	$551	67	$8,800	74.79%
OCEANSIDE	92057	35	$855	-1.74%	$490	9	$585	-13.29%
OCEANSIDE	92058	2	$733	-26.67%	$533	4	$495	82.35%
OCEANSIDE TOTAL		87	$939	-4.49%	$613	95	$2,758	37.51%
PAUMA VALLEY	92061	0	$0	4.17%	$0	1	$616	12.50%
PINE VALLEY	91962	3	$653	3.23%	$449	0	$0	0.00%
POWAY	92064	33	$1,150	5.13%	$630	2	$701	272.41%
RAMONA	92065	31	$775	-8.22%	$395	4	$461	76.00%
RANCHITA	92066	2	$393	120.00%	$257	0	$0	0.00%
RANCHO SANTA FE	92067	9	$4,380	9.09%	$948	2	$2,225	12.50%
RANCHO SANTA FE	92091	3	$5,650	0.00%	$799	1	$1,565	-16.67%
RANCHO SANTA FE TOTAL		12	$5,015	9.09%	$873	3	$1,895	-2.08%
SAN DIEGO	92101	1	$1,178	15.38%	$856	60	$848	-24.11%
SAN DIEGO	92102	16	$682	-19.85%	$643	3	$370	-10.91%
SAN DIEGO	92103	9	$1,565	-4.40%	$1,054	15	$649	-3.54%
SAN DIEGO	92104	14	$1,024	15.38%	$910	9	$490	-11.66%
SAN DIEGO	92105	10	$730	-7.77%	$493	5	$290	2.35%
SAN DIEGO	92106	9	$1,860	-1.75%	$1,113	3	$1,850	-8.33%
SAN DIEGO	92107	12	$1,789	-0.65%	$1,008	13	$705	25.00%
SAN DIEGO	92108	0	$0	0.00%	$0	24	$446	6.82%
SAN DIEGO	92109	10	$2,445	7.60%	$1,274	11	$880	6.19%
SAN DIEGO	92110	8	$1,506	1.74%	$693	17	$599	20.24%
SAN DIEGO	92111	24	$943	-3.83%	$715	14	$628	7.43%
SAN DIEGO	92113	10	$578	-12.40%	$585	2	$405	-32.14%
SAN DIEGO	92114	23	$735	-8.40%	$500	0	$0	-41.67%
SAN DIEGO	92115	22	$959	-5.54%	$718	10	$422	-8.07%

		SFR				Condos		
COMMUNITY NAME	ZIP CODE	SALES	MEDIAN PRICE ($1,000)	PRICE % CHG YOY	MEDIAN $/ Sq. Ft.	SALES	MEDIAN PRICE ($1,000)	PRICE % CHG YOY
SAN DIEGO	92116	20	$1,130	2.86%	$865	6	$560	-28.44%
SAN DIEGO	92117	34	$971	6.12%	$772	9	$888	10.19%
SAN DIEGO	92118	0	$0	0.00%	$0	1	$1,300	0.00%
SAN DIEGO	92119	11	$1,050	0.44%	$665	9	$425	-21.05%
SAN DIEGO	92120	20	$1,050	3.56%	$688	4	$501	-11.96%
SAN DIEGO	92121	0	$0	-28.57%	$0	2	$789	-3.57%
SAN DIEGO	92122	16	$1,713	37.10%	$794	17	$648	13.99%
SAN DIEGO	92123	9	$945	-16.13%	$658	9	$615	8.11%
SAN DIEGO	92124	5	$1,525	-1.64%	$610	2	$791	16.22%
SAN DIEGO	92126	14	$1,055	3.00%	$697	21	$725	-19.71%
SAN DIEGO	92127	24	$2,019	1.05%	$717	11	$1,050	13.01%
SAN DIEGO	92128	28	$1,214	14.24%	$621	26	$614	-31.44%
SAN DIEGO	92129	13	$1,440	12.07%	$670	10	$889	100.00%
SAN DIEGO	92130	15	$2,870	2.03%	$810	9	$750	-21.56%
SAN DIEGO	92131	22	$1,683	-6.86%	$652	7	$650	-5.61%
SAN DIEGO	92139	14	$765	4.27%	$506	4	$690	10.34%
SAN DIEGO	92154	21	$765	-8.58%	$467	13	$635	-8.61%
SAN DIEGO	92173	1	$750	-50.00%	$476	0	$0	-53.85%
SAN DIEGO TOTAL		435	$1,274	-1.65%	$732	346	$703	-3.43%
SAN MARCOS	92069	17	$875	-11.03%	$440	6	$474	25.00%
SAN MARCOS	92078	14	$1,140	2.10%	$556	26	$796	49.57%
SAN MARCOS TOTAL		31	$1,008	-4.47%	$498	32	$635	37.29%
SAN YSIDRO	92173	0	$0	36.84%	$0	1	$375	23.08%
SANTEE	92071	19	$765	-10.79%	$519	14	$588	-3.63%
SOLANA BEACH	92075	4	$2,586	14.67%	$1,604	5	$1,520	-12.09%
SPRING VALLEY	91977	17	$780	-7.83%	$496	6	$535	19.23%
SPRING VALLEY	91978	3	$1,015	-25.81%	$385	1	$810	31.58%
SPRING VALLEY TOTAL		20	$898	-16.82%	$440	7	$673	25.40%
VALLEY CENTER	92082	13	$1,100	-2.73%	$412	6	$628	675.00%
VISTA	92081	18	$945	4.02%	$457	9	$650	-10.29%
VISTA	92083	12	$850	-11.35%	$553	5	$450	-6.00%
VISTA	92084	25	$1,010	3.90%	$491	8	$696	68.42%
VISTA TOTAL		55	$935	-1.14%	$500	22	$599	17.38%
WARNER SPRINGS	92086	1	$140	0.00%	$108	0	$0	0.00%